

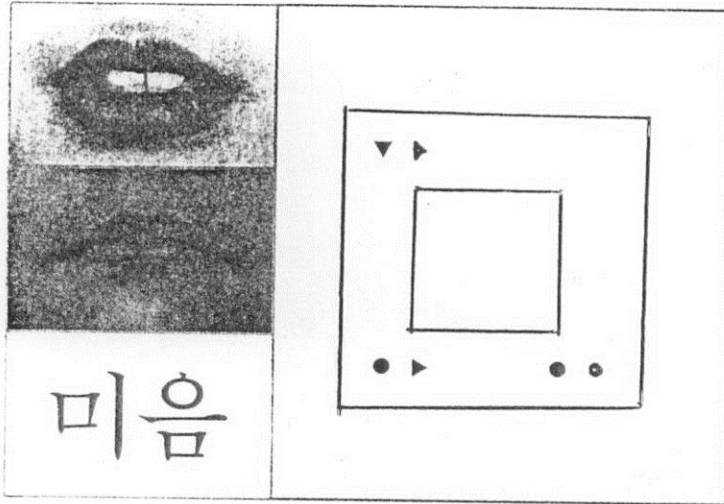


준비학습

<<지도 방법>> -----

자음의 음가 'ㅁ/ㅂ'를 자녀에게 강조하여,
여러가지 단어를 듣고 자음 'ㅁ'로 시작하는 단어임을
자녀가 스스로 판단할 수 있도록 지도해 주세요.

'ㅁ' 을 색칠해 보세요, Color the letter 'ㅁ' .



이름 (Name):

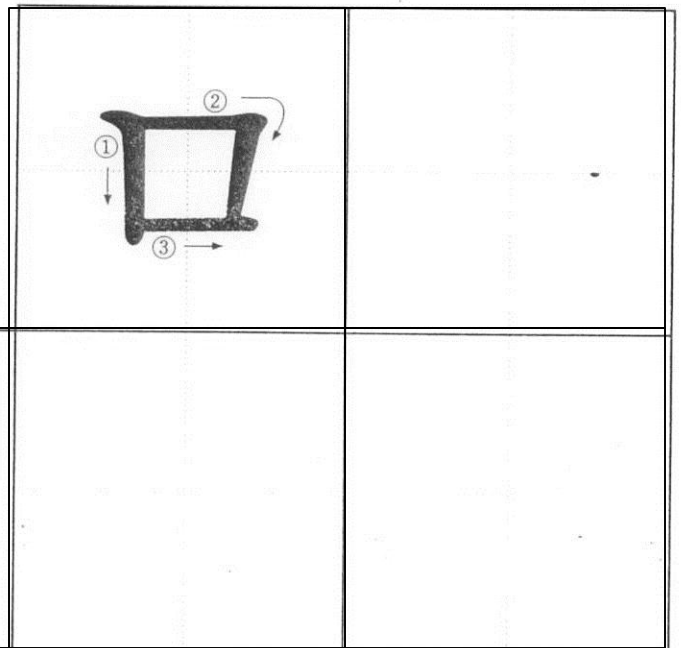


Mee Um makes /m/ sound







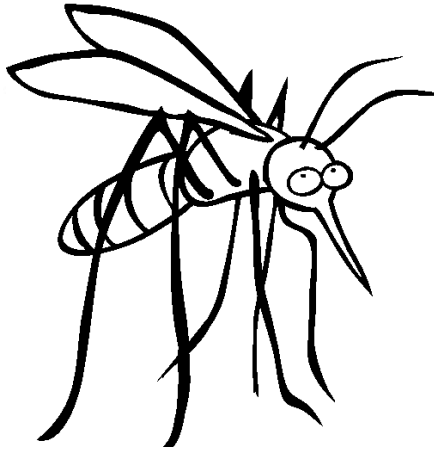
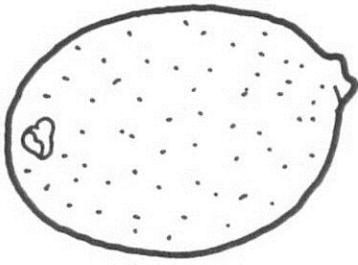
순서대로 쓰세요. Practice writing the letter 'ㅁ' in right order.

ㅁ 무지개



‘ㅁ’자로 시작되는 그림에 색칠하세요.
Color the pictures that have ‘m’ beginning sound.

보기
모기, 말,
모자



숨은 단어 찾기

밑에 있는 단어를 찾아 동그라미하고 네모 안에 한 번씩 쓰세요. Find 'ㄷ' words in the box below and circle them.

Let's find 'ㄷ' words!

머	리			강		달	팽	이
				아				
	나	비		지			모	자
말					무	릎		
			목					
	모	기					가	워


Put the letter stickers in the box next to the picture following the Korean words.

목



--

말



--

머리



--	--

모기



--	--

모자



--	--

무릎



--	--

<< 수식어 형용사와 알맞은 'ㅁ 단어' 연결하기 >>

그림에 맞는 글자를 찾아서 서로 연결하세요.


Match the words with the pictures

(1)



모기

(2)



무지개

(3)



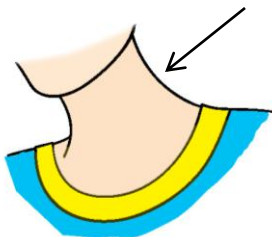
머리

(4)



목

(5)



모자

운곽선을 따라 'ㅁ' 글자를 써보세요

Write the □ words following the outline.



모 기

모 기


모 기



모 자

모 자

모 자



머 리

머 리

머 리



무 지 개

무 지 개

무 지 개


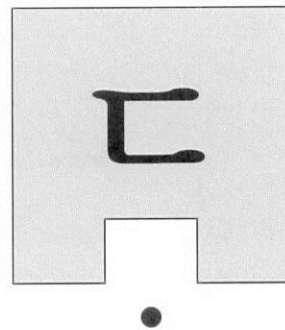
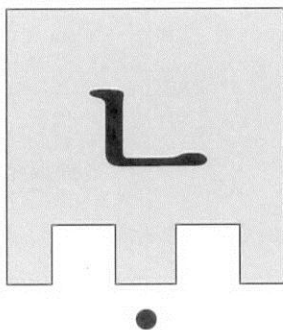

A

한글 [자음 익히기]

"ㄱ ~ ㄷ" review


◆ ㄱ~ㄷ을 어떻게 읽는지 찾아 선으로 잇고, 따라 써 보세요.

Match the letters 'ㄱ, ㄴ, ㄷ' with their sounds. Practice writing 'ㄱ, ㄴ, ㄷ'.




sound

Nee Un



sound

Dee Gut



sound



Gee Yeok




A 한글 [자음 익히기]

◆ 첫글자에 왼쪽의 낱자가 들어 있는 낱말에 모두 ○를 그려 보세요.

Color the words that start with the sound of the Korean alphabet on the left.




코알라



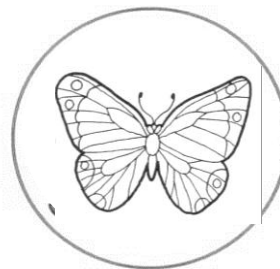
고양이




강아지




나무




나비



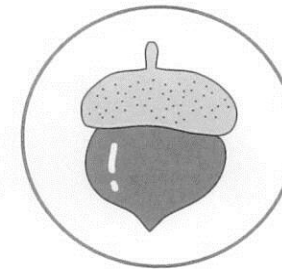
소라



다람쥐



타조



도토리