


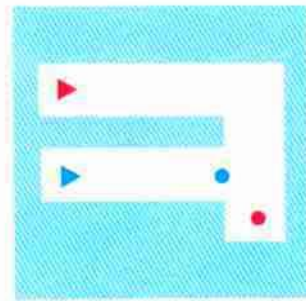
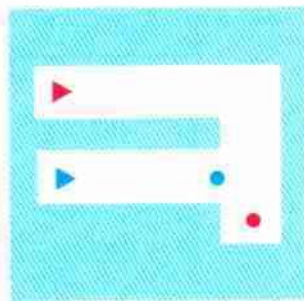


ㅋ 모양 익히기

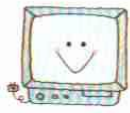
ㅋ (키읔)을 색칠하고, 순서대로 그리세요.



키읔



ㄱ ㄴ ㄷ ㄹ ㅁ ㅂ ㅅ ㅇ ㅈ ㅊ ㅋ ㅌ ㅍ ㅎ




‘ㄱ’(기억)의 형태를 익히는 선 연습

●에서 ★까지 따라가 보세요.



ㅋ 키읓 을 색칠해 보세요.



● 순서대로 따라 쓰세요.







무엇이 나타날까요


‘ㅋ’ 쓰기

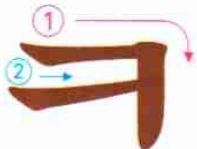







캥거루와 크레파스, 케이크가 있는 칸을 같은 색으로 칠하세요.
그리고 ‘키읔’ 이라고 읽으면서 ‘ㅋ’ 을 써 보세요.



 그림을 보고, 낱말을 읽어 보세요.




 'ㅋ' (키읔)을 읽어 보고, 순서대로 바르게 써 보세요.

 <p>키읔</p>			
			



하늘에 달과 별이 떴어요.


‘ㅋ’이 있는 점을 모두 연결해 보세요.





코끼리

● 예쁘게 색칠해 보세요.



코끼리