 **표** 을 색칠하고 따라 써 보세요.







# **ㅍ** 이 있는 낱말

큰 소리로 읽으며 순서대로 쓰고, **ㅍ**을 써서 낱말을 완성하세요.

**ㅍ** 피읖




파리

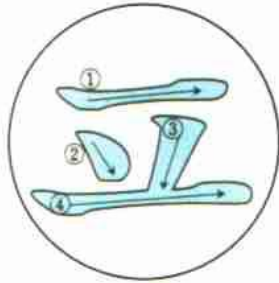


포도



한글의 낱자를 익혀 봅시다.


1. '표' (피읖)을 소리내어 읽고, 그림의 이름을 말해 보세요.



피아노



포도



표범


2. '표'을 바르게 써 보세요.

표	표	표	표	표	표











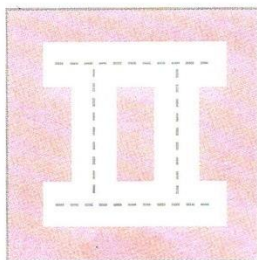
## ㅍ 쓰기



◎ 낱말에 똑같이 들어 있는 자음을 찾아 ○에 색칠해 보세요.

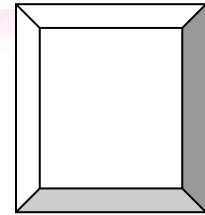


◎ 'ㅍ' (피읖)을 읽어 보고 순서대로 써 보세요.

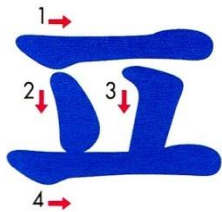






‘표’ 을 배워요




- ‘피읖’ 이라고 읽으면서 순서대로 따라 써 보세요.



포도





‘표’ 을 찾아요

● 그림을 보고 이름을 말한 다음 ‘표’ 으로 시작하는 것에 ○해 보세요.

