
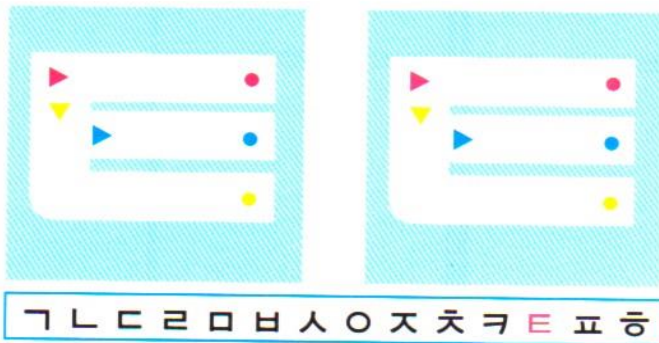


ㅌ 모양 익히기

ㅌ (티을)을 색칠하고, 순서대로 그리세요.




티을






길찾기 해 볼까요?

‘ㅌ’이 있는 길을 따라 가며 사과도 줌고 집도 찾아 가세요.



E 티을 을 색칠해 보세요.



● 순서대로 따라 쓰세요.





‘ㅌ’은 ‘토마토’의 ‘ㅌ’

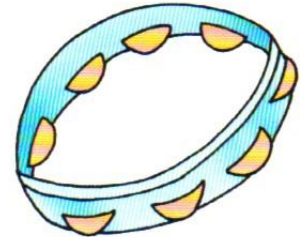
‘ㅌ’ 쓰기

그림의 이름을 말해 보세요.


그리고 ‘티을’ 이라고 읽으면서 ‘ㅌ’ 을 써 보세요.




토마토



탐버린




텔레비전



토끼


트럭

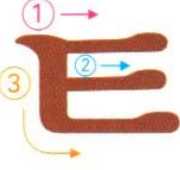










→① →② →③ ㅌ	ㅌ	ㅌ	ㅌ	ㅌ

 그림을 보고, 낱말을 읽어 보세요.




 'ㅌ' (티을)을 읽어 보고, 순서대로 바르게 써 보세요.

 <p>티을</p>			
			



tulip

● 예쁘게 색칠해 보세요.



tulip