
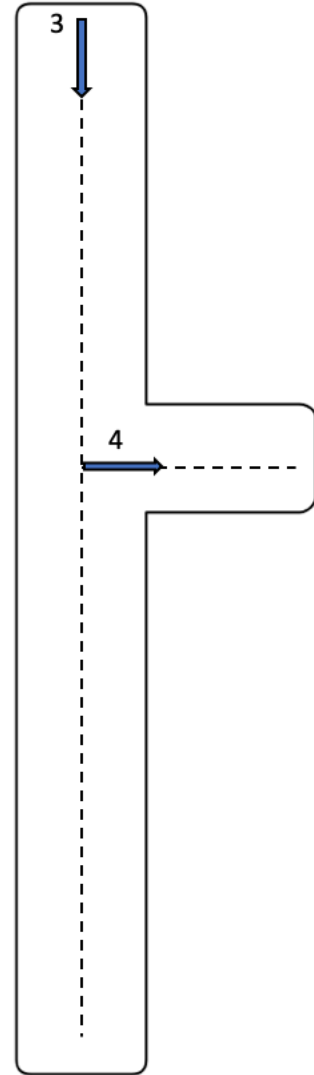
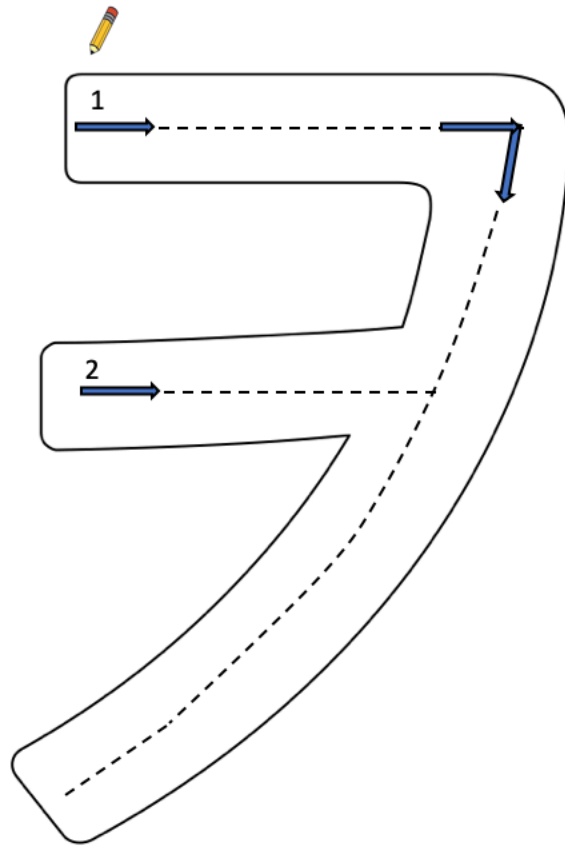



이름: \_\_\_\_\_

날짜: \_\_\_\_\_

 ‘카’를 배워 보세요. 번호 순서대로 점선을 따라 ‘카’를 따라 써 보세요.



‘카’가 들어간 낱말을 따라 읽어 보세요.



카메라



카드




카멜레온

이름: \_\_\_\_\_

날짜: \_\_\_\_\_

 ‘ㅋ’과 ‘ㅌ’가 합쳐지면 ‘카’가 되요. 점선을 따라 ‘카’를 따라 써 보세요.




이름: \_\_\_\_\_

날짜: \_\_\_\_\_



‘ㄱ’과 ‘ㅏ’가 합쳐지면 ‘카’가 되요. ‘카’를 따라 써 보세요.



카	카	카	카




카네이션



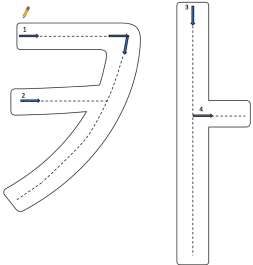
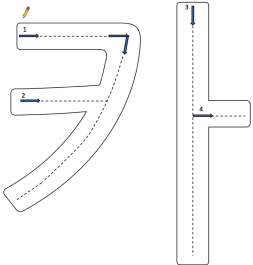
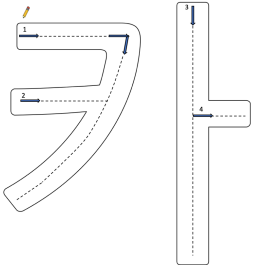
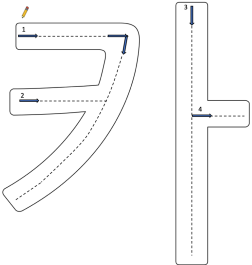
카레

이름: \_\_\_\_\_

날짜: \_\_\_\_\_

 ‘카’가 써 있는 ‘카멜레온’을 예쁘게 색칠하고, 네모 안의 ‘카’를 점선을 따라 써 보세요.



			
---	---	--	---



이름: \_\_\_\_\_

날짜: \_\_\_\_\_



그림의 이야기를 꾸며 보고, 흐린 글자를 따라 ‘카’를 진하게 다시 써 보세요.




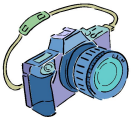
이름: \_\_\_\_\_

날짜: \_\_\_\_\_



좋아하는 색으로 '카메라'를 예쁘게 색칠하고, 테두리 글자를 따라 '카'를 다시 써 보세요.



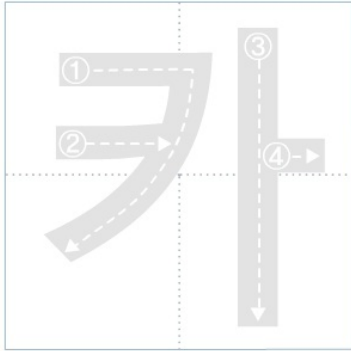
 <b>카</b> 누	카	카	카
 <b>카</b> 메라	카	카	카

이름: \_\_\_\_\_

날짜: \_\_\_\_\_



‘ㄱ’과 ‘ㅏ’가 합쳐지면 ‘카’가 되요. ‘카’를 따라 써 보세요.




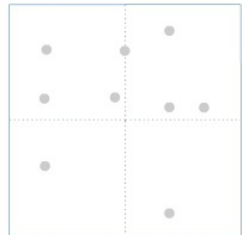
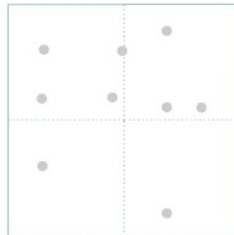
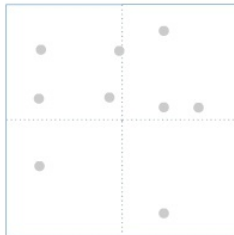
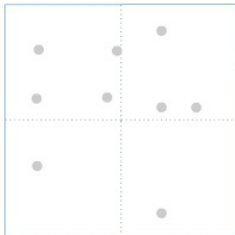
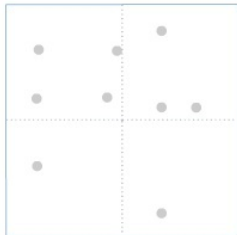
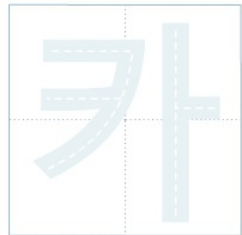

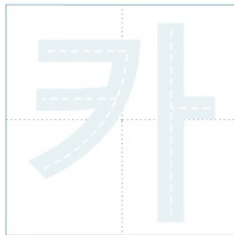
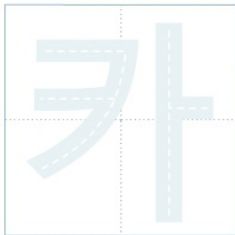

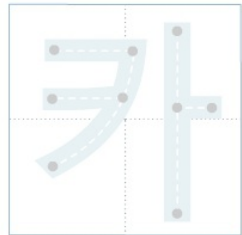
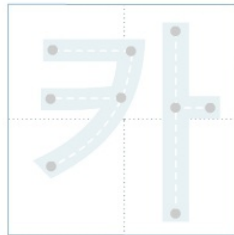
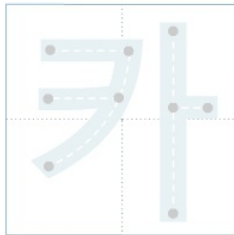
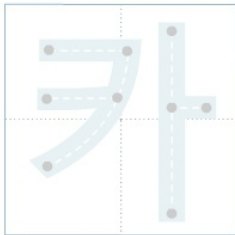


ㄱ + ㅏ = 카

카메라

카드

※ 카를 소리내어 읽으며, 따라 써 보세요.




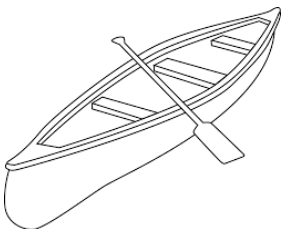




이름: \_\_\_\_\_

날짜: \_\_\_\_\_



흐린 글자를 진하게 다시 써 보고 ‘카’가 있는 그림을 색칠해 보세요.

<b>카</b>	카	카	카
카	카	카	카
카	카	카	카
	카드		카드
	카누		카누
	카메라		카메라



이름: \_\_\_\_\_

날짜: \_\_\_\_\_



글자를 완성해요.

문장을 읽고 '카'를 따라 써보세요.

카메라로

카멜레온을 찍어요.



카메라


카멜레온

이름: \_\_\_\_\_

날짜: \_\_\_\_\_



‘차’가 들어있는 낱말들이예요.  
그림의 이름을 큰 소리로 읽어 보세요.



카메라



카네이션



카드



카누

이름: \_\_\_\_\_

날짜: \_\_\_\_\_



## 어머니 날 꽃다발

‘카’가 적힌 카네이션 꽃다발과 카드를 예쁘게 색칠해 보세요.



이름: \_\_\_\_\_

날짜: \_\_\_\_\_



우편 배달부 아저씨가 ‘카’를 따라 집을 찾아가 보세요.

