


뉴잉글랜드 한국학교 기초과정

2020~2021 학년도 토끼/거북이반
한글 능력 평가 시험

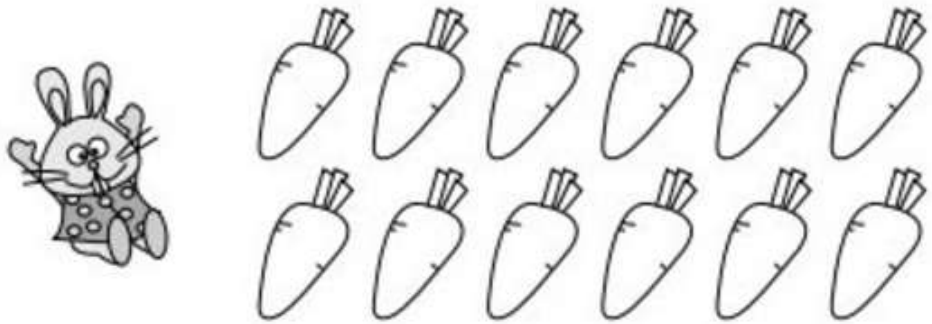


이름 : _____

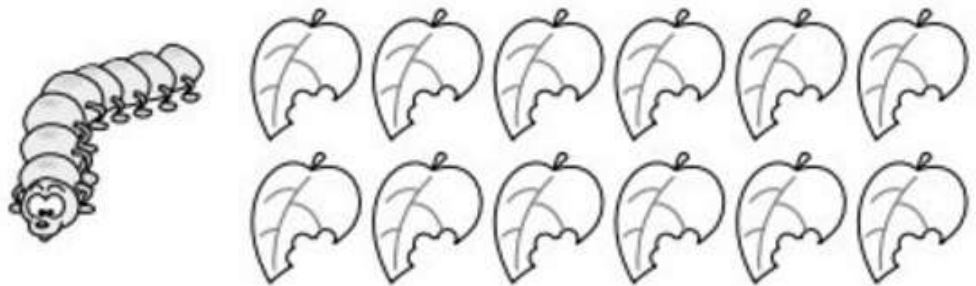
1. 숫자의 한글명칭

1) ~ 3) 알맞은 숫자만큼 칠해보세요.

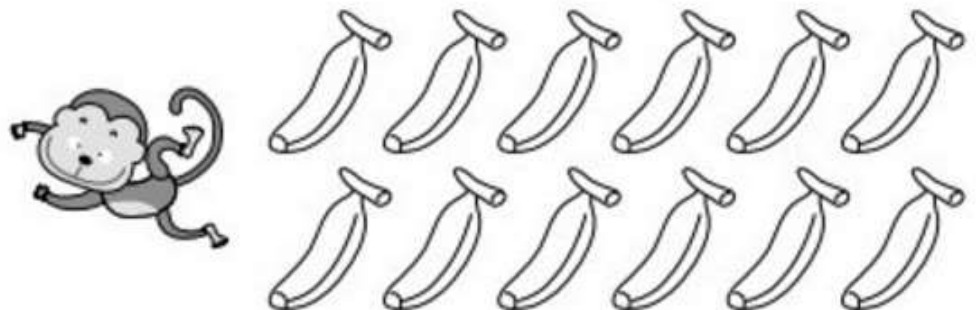
1) 다섯



2) 십

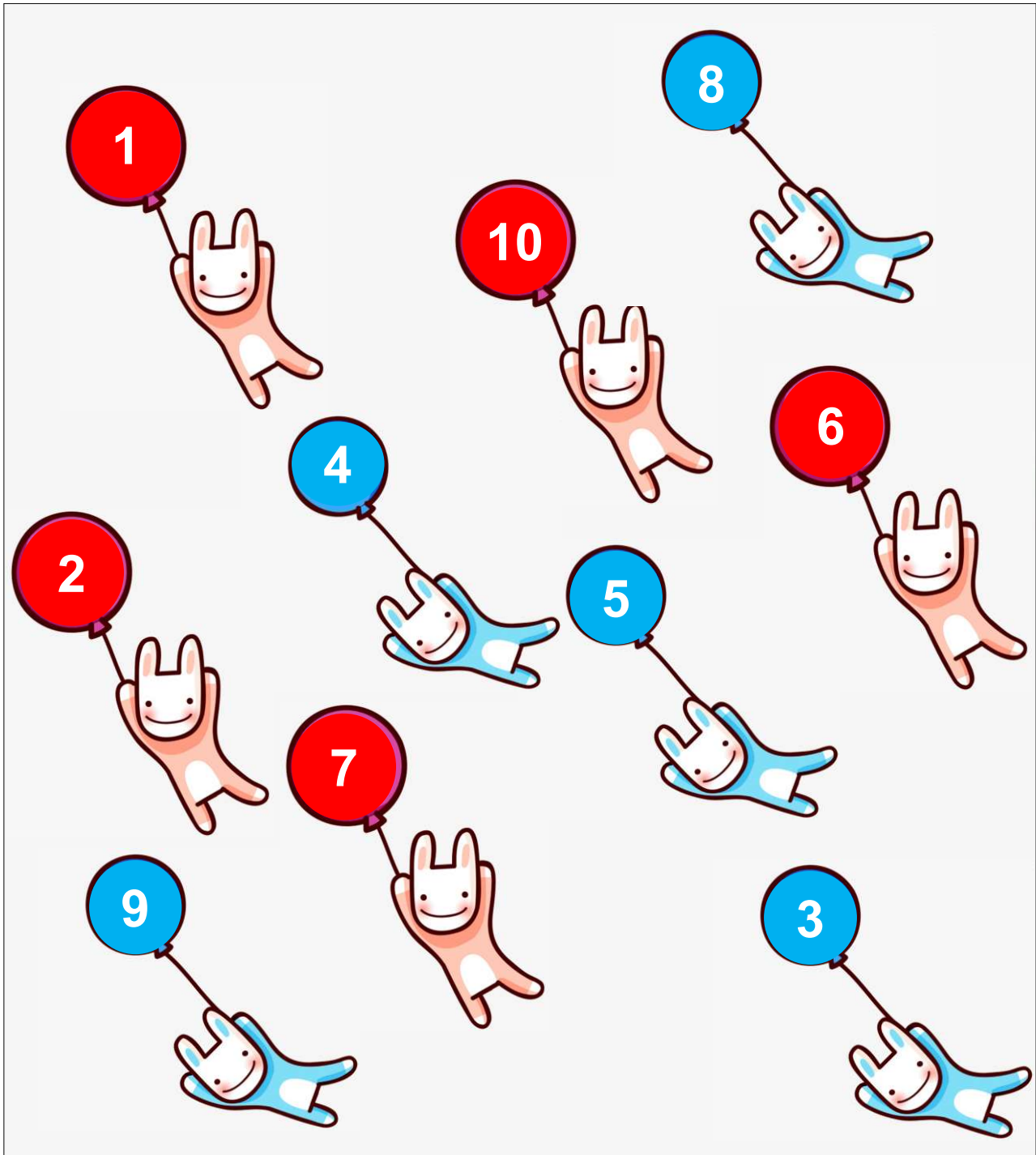


3) 일곱




4) 선생님이 불러 주시는 숫자를 잘 듣고 그 숫자가 적힌 풍선에
○ 하세요.

사



5) 선생님이 불러 주시는 숫자가 적혀 있는 거북이를 찾아
○ 하세요.

구

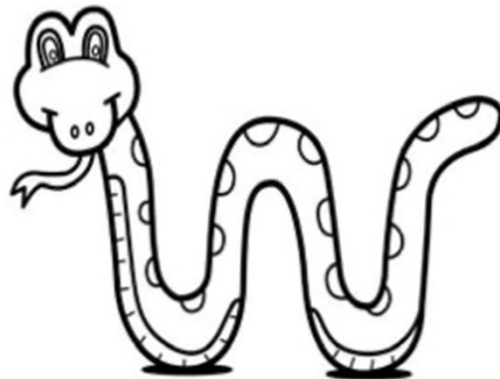



2. 선생님께서 불러 주시는 단어와 색깔을 잘 듣고 알맞게 색칠해 봅시다.

빨강을 들어 문어에 색칠하세요.

노랑 - 뱀 / 파랑 - 게 / 검정 - 물고기

보라 - 강아지 / 초록 - 거북이



3. 선생님이 불러 주시는 자음을 순서대로 써 보세요.

1

2

3


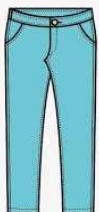










4

5

6

7

4. 다음 그림의 이름을 말하고, 첫소리에 ○하세요.

<p>ㄱ ㄹ</p> 	<p>바 교</p> 	<p>ㅈ ㅊ</p> 
<p>ㄴ ㄸ</p> 	<p>ㅇ ㅎ</p> 	<p>ㄷ ㅌ</p> 
<p>ㄸ ㅈ</p> 	<p>ㄱ ㅋ</p> 	<p>ㅇ ㅁ</p> 
<p>ㅈ ㅊ</p> 	<p>ㄷ ㅌ</p> 	<p>ㄱ ㅋ</p> 

5. 다음 그림에 맞는 낱말에 선을 그어 보세요.



•

• 자동차



•

• 나비



•

• 시계



•

• 가방



•

• 케이크




•

• 아기


6. ○ 안에 알맞은 글자를 쓰며 읽어 보세요.

(1)




람쥐

(2)



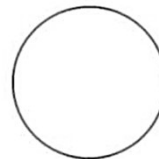

드

(3)




과

(4)



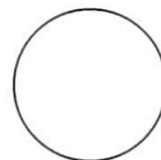
지

(5)



구니


(6)



이어

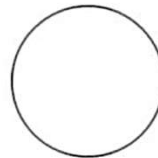

6. ○ 안에 알맞은 글자를 쓰며 읽어 보세요.

(7)




디오

(8)



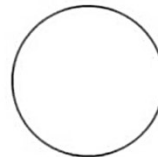
표

(9)




전거

(10)



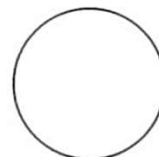
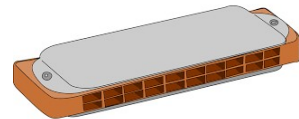
팔

(11)



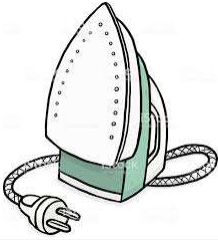
차

(12)



모니카

7. 다음 그림의 이름을 말한 후 안에 알맞는 글자를 써넣으세요.




--	--	--




--	--



--	--	--



--	--



--	--	--	--



--	--




--	--



--	--




--	--	--	--



--	--



--	--



--	--

8. 읽기 평가

* 다음 글자를 읽어 봅시다. _____

크	후	르	시	포
---	---	---	---	---

* 다음 글자를 읽어 봅시다.

저고리
바구니
아기
카드
포도
