



Let's write '여'

Read the names of the pictures below. Practice writing/tracing '여' in the boxes.



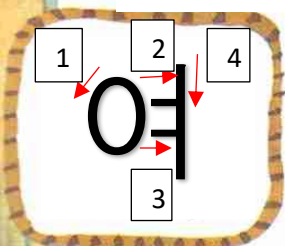
[yeo-ja]

여	자
---	---



[yeo-wang]

여	왕
---	---




여			
---	--	--	--






Begins with ‘여’[yeo]


Look at the pictures. Sound out the names and circle the pictures that start with ‘여’.



자[yeo-ja]




기 [a-gi]



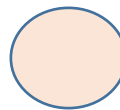
름[yeo-reum]



왕[yeo-wang]

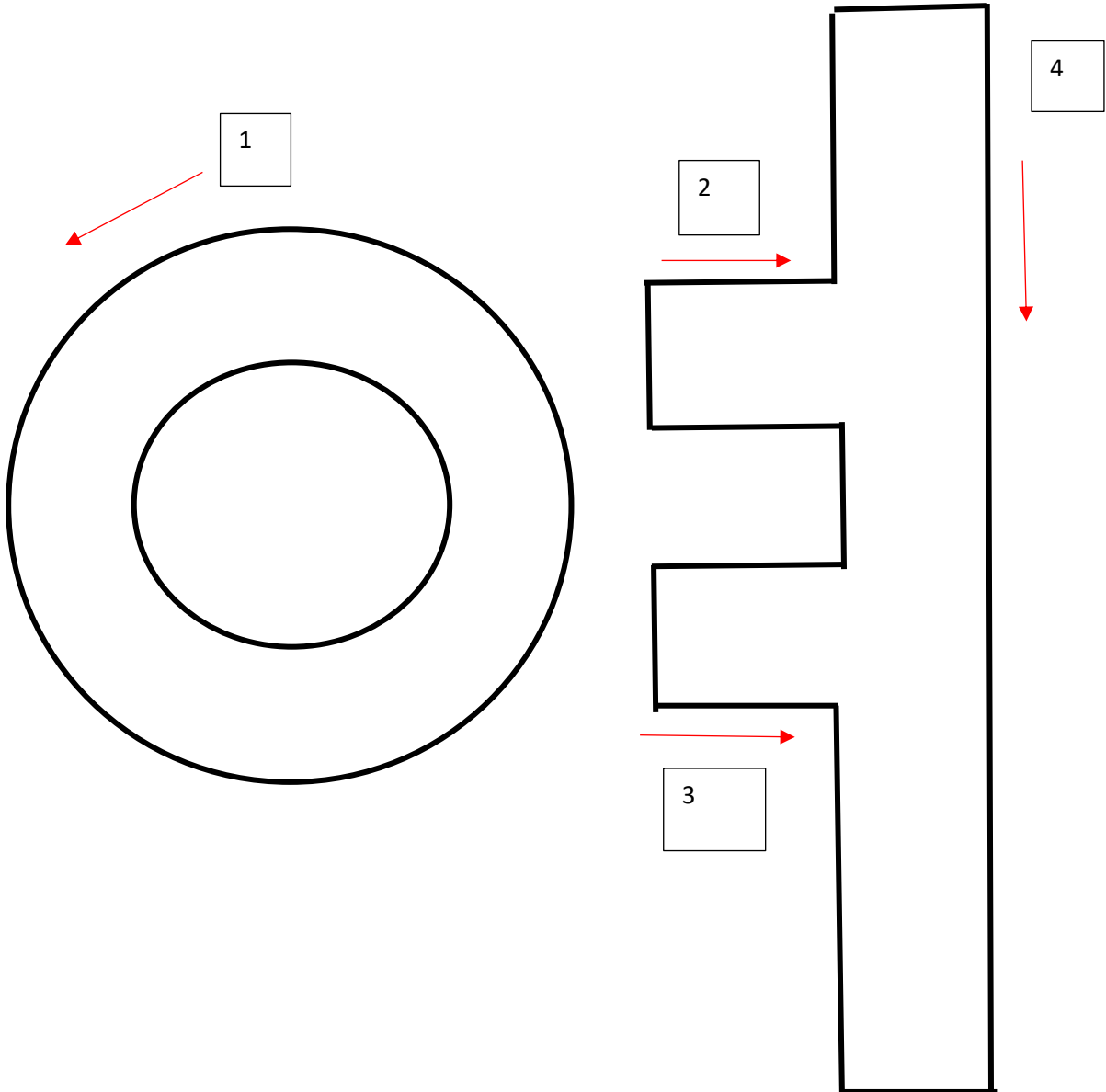


부[eo-bu]



우[yeo-u]

Let's color the letter "Oy".[yeo]





Find the blends ‘아,야,어,여’

If you look at the picture, there is a blend next to each child playing ‘gang-gang-sool-lae’. Color ‘아[a]’ blue, color ‘야[ya]’ red, color ‘어[eo]’ yellow, and color ‘여[yeo]’ green.





Whose baby is it?

지 들어간 낱말 알기

Draw a line between matching picture-word pair so that the baby animals can meet their moms.

여자 [yeo-ja] 여름 [yeo-reum] 여왕 [yeo-wang] 여우 [yeo-u]

Let's color the picture.



Summer!