

# 여름반 학습계획서 (YEOREUM CLASS STUDY PLAN)

Saturday, September 20, 2014

1교시 (1st Period) 09:30-10:20	<ul style="list-style-type: none"> <li>• 동요 부르며- 곰 세마리 (Sing-along with dance)</li> <li>• 자음 “ㄱ” 들어가는 단어 복습 (Review ‘Gee-Yuk’ &amp; related words)</li> <li>• 자음”ㄱ”과 모음”ㅏ” 노래로 음가 (Review ‘consonant &amp; vowel song Sounds)</li> <li>• 플레이 도우로 “ㄱ” 만들어 보기 (Make ‘ㄱ’ words with play doh)</li> </ul>
2교시 (2nd Period) 10:30-11:10	<ul style="list-style-type: none"> <li>• 자음 “ㄴ” 배우기 - 나비야 나비야 (Learn ‘Ni-Eun’ &amp; related words)</li> <li>• 자음”ㄴ”과 관련하여 단어들 배우기 (Learn ‘Ni-Eun’ &amp; ‘its sound &amp; related words)</li> <li>• 추석 관한 동영상 보기 (Watch a Korean Thanksgiving video)</li> </ul>
점심시간 (Lunch) 11:10-11:30	Lunch & Snack at Cafeteria
3교시 (3rd Period) 11:40-12:40	<ul style="list-style-type: none"> <li>• 주제 회화 “이게 뭐예요” 3그룹으로 나누어 이야기 해본다. (Speaking practice - “What is this?” in 3 groups)</li> <li>• 주제 회화 “이게 뭐예요” 로 책 만들기 ( Make a booklet “What is this?”)</li> </ul>

Last week, we learned about the consonant ‘ㄱ’, the vowel We also learned to ask “What is your name?” and responded in Korean. We had some fun with a sing-along and craft using the letters learned. It was exciting to see all the students learning and having fun.

Today, upon arrival - students did their self attendance checkin using their name sticks. They also had to tell me one word that they learned last week before sitting down at their desks. Both of these will be regular activities upon arrival. We made 3 separate groups and completed our speaking exercise “What is this?”, while making a small booklet in the process. Please use the booklets at home and review to help improve their speaking skills. The 3rd period will be a music class every other week, starting next week. I will be sending home consonant and vowel pronunciation charts - please try to practice at home with your child. Please help your child complete their homework - a little bit every day is the best! If needed, homework can be downloaded from the school’s website.

Things To Bring: Homework folder, white binder, pencil, crayons, glue, scissors, black white-board maker, and lunch.

## Words Chart 'ㄴ' 단어 목록

Korean	Pronunciation	Meaning
나무	Na-Moo	Tree
나비	Na-Bi	Butterfly
눈사람	Noon-Sa-Ram	Snowman
눈	Nun	Eye
눈	Nun	Snow
노래	No-Rae	Song

## Conversation Words Chart '회화' 단어 목록

Korean	Pronunciation	Meaning
연필	Yeon-Pil	Pencil
지우개	Ji-U-Gae	Eraser
가방	Ga-Bang	Bag
숙제	Su-Gje	Homework


'ㄴ'(Nee-Un) sounds like 'N' as in 'name'.

Ask the child to say it aloud and color ㄴ.



준비학습

Nee-Un makes /N/ sound



이름 (Name):



Write ㄴ in a proper order.

From top to bottom and from left to right.




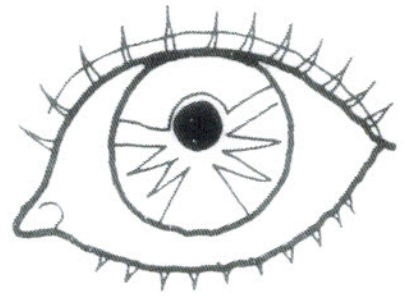

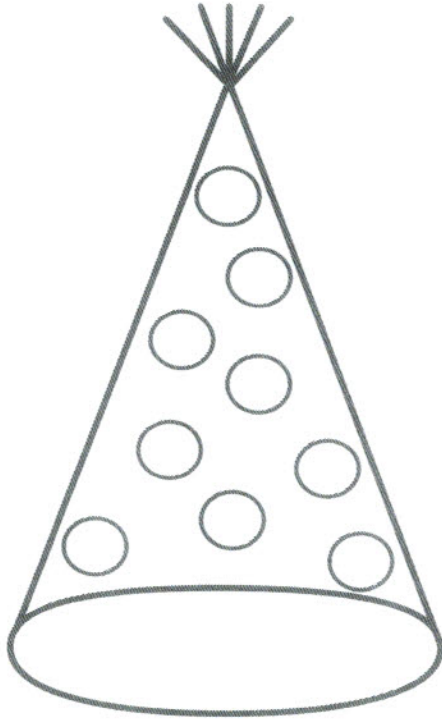
ㄴ 나무


(보기)

나비, 나무, 눈사람, 눈

‘ㄴ’ 으로 시작하는 글자에 색칠하세요.

Color the pictures that have ‘N’ beginning sound  
Refer to the word chart



단어들을 찾아 동그라미해 보세요.

(Find the words and circle them)

연	필		소		나	무		
							나	비
가	방		너	구	리			
		눈				노		
		사		머		래		하
		람		리				나



가방



눈사람



나무



나비




노래



연필

<<ㄱ, ㄴ review>>

Refer to the words chart and find a name sticker for each picture. 단어차트를 참고하여, 그림에 맞는 스티커를 찾아 붙이세요.



지난 시간 배운 단어중에서 하나만 골라 아래 보기에서 선택하여 숙제 해주세요

## 보기

1. 그림으로 그려본다.
2. 실제물건을 사진으로 찍어본다.
3. 동화책에서 그 단어의 그림이나 글자를 찾아본다.
4. 실제 물건을 학교에 가져온다.

---

Choose one of the words that we learned last week and complete one of the assignments in the box below

## Example

1. Draw a picture of the word
2. Take a picture of the word
3. Find a picture of the word or the word from a Korean book.
4. Bring the object to school.

대화를 나누어 봐요! Let's talk!



이게 뭐예요?

(I-Ge-Mwo-Ye-Yo?) What is this?



~~이에요.

~~ (I-Ye-Yo.)



연필이에요.

(Yeon-Pil-I-Ye-Yo) It's a pencil.



~~예요.

~~ (Ye-Yo.)



지우개예요

(Ji-Ugae-Ye-Yo) It's a eraser



가방이에요

(Ga-bang-I-Ye-Yo) It's a bag



숙제예요

(Su-Gje -Ye-Yo) It's homework.



Practice with your parents or friend 5 times.  
(Optional) If possible, record it and email it to:  
inhyoungchoi1@gmail.com