

봄반 학습 계획서

2014 년 9 월 20 일 (2 주, week 2)

<p>담임: 전 미정 / 부담임: 주디 맥그론 Teacher : Michung Chun / Assistant teacher : Judy McGlone cmc5212002@gmail.com</p>	
1 교시 (9:30~10:20am) 교실# 123/ 1 st period Room#123	말하기/듣기 수업 (speaking/listening)
<ul style="list-style-type: none"> 출석 확인 Attendance check 복습: “안녕하세요? __예요.” Review Conversation: “Hello? I’m __.” 회화: “일어나세요” “앉으세요” “손 드세요” “조용히 하세요” “앞으로 나오세요” 배우기 Conversation: “Stand up” “sit down” “Raise your hand” “Be quiet” “come out” Learn and practice in Korean. 	
2 교시 (10:20 ~ 11:20am) 교실#123 / 2 nd period Room#123	말하기/듣기/음악 수업 (speaking/listening/music)
<ul style="list-style-type: none"> 음악 수업 Music : singing 	
점심 시간 (11:20 ~ 11:40am) 학교 식당 / Lunch – school cafeteria	
3 교시 (11:40 ~ 12:40pm) 교실#123 / 3 rd period Room#123	말하기/듣기/읽기/쓰기 수업 (speaking/listening/reading/writing)
<ul style="list-style-type: none"> “ㄴ” 배우기 Learn a consonant “ㄴ” “ㄴ”이 들어간 단어 배우기 – 노랑색, 나무, 나비, 나팔꽃 Learn “ㄴ” related words - Yellow, tree, butterfly, morning glory 문화 배우기: 동요 “나비야” Learn Korean culture: Korean Children’s Song “Butterflies!” 	
숙제 / Homework	
<ul style="list-style-type: none"> “ㄴ” 숙제 Homework “ㄴ” “ㄴ”과 배운 단어로 단어장 만들기 Make a set of word index cards 	
알림사항 / Things to Know	
<ul style="list-style-type: none"> 오늘 첫 음악시간이 2 교시에 있었습니다. 앞으로도 격주제로 음악시간이 있습니다. The first music class was in 2nd period today. We will have a music class every other week. 교육자료비용으로 각 학생당 \$10 씩 내주시기를 부탁드립니다. (바인더, 폴더, 미술재료등 구입) There is fee for the class materials such as a binder, a folder, craft material, and etc. The fee is \$10 per student. 	

Week 2 homework



니은[Ni-Eun]

Follow the dotted line to write 'ㄴ'.




Let's practice writing 'ㄴ' in the boxes below.

ㄴ	ㄴ		
---	---	--	--








What is the shape of 'ㄴ' [ni-eun]?

Help the 나비 ([na-bi] butterfly) get to the 꽃 ([kkot] flowers).



Day	Day 1	Day 2	Day 3	Day 4	Day 5
Sticker					


Please read the following vocabulary 3times per day, then put stickers on above the sticker chart.

Picture	Korean	Pronunciation	meaning
	니은	[ni-eun]	
	노랑색	[no-rang-saek]	Yellow
	나무	[na-moo]	Tree
	나비	[na-bi]	Butterfly
	나팔 꽃	[na-pal-kkot]	Morning glory



Learning 'ㄴ'.

- Read 'ㄴ' and write it in the correct sequence.




[no-rang] --yellow

노랑

ㄴ	ㄴ	ㄴ

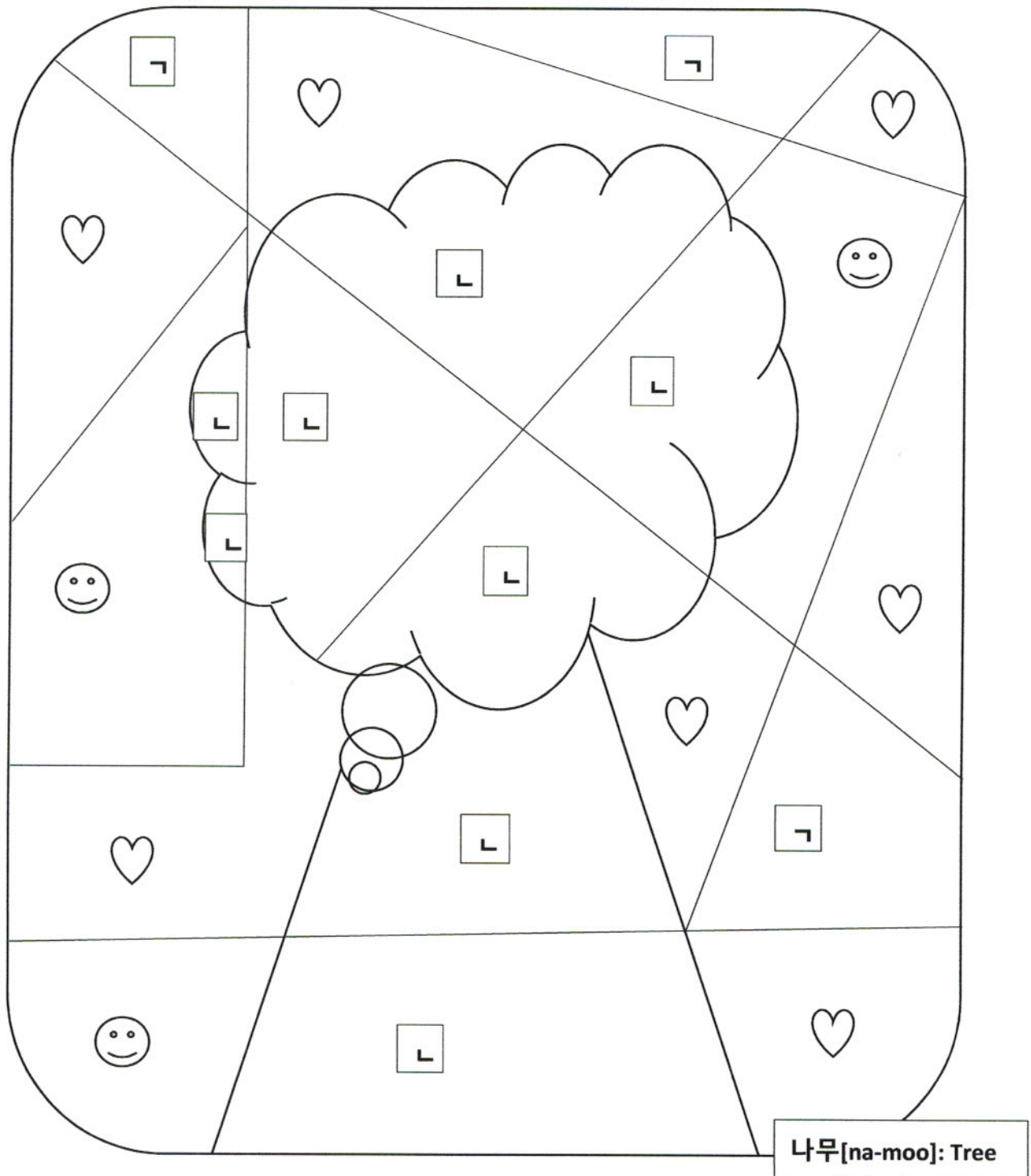
Let's color a butterfly in pretty colors.



나비 [na-bi] : Butterfly

What is hiding?


In the picture below, a thing that we know is hiding. Color the sections with 'ㄴ' to find out what it is.



1. Please cut out the pictures and words below.
2. Please attach pictures on the front of an index card, and the matching words on the back side.
3. Please hold all the index cards with a ring.

ㄴ [n]


니은
[ni-eun]



노랑색
[no-rang-saek]



나무
[na-moo]



나비
[na-bi]



나팔꽃
[na-pal-kkot]